



# Owner's Manual Download Guide

---

Mercedes Benz Trucks | 10/09/2020

**Mercedes-Benz**  
Trucks you can trust



# Owner's Manual Download Guide

1. Identify required vehicle model based on the VIN's first 9 characters using the table below.

	Current Model Series		Archive Model Series	
Actros	W1T 963 XXX W1T 964 424	Actros 5	WDB 963 XXX	Actros 4
			WDB 964 424	
			WDB 930 XXX	Actros 2/3 (Production Date Dependant)
			WDB 932 XXX	
			WDB 933 XXX WDB 934 XXX	
Arocs	W1T 964 XXX	Arocs 5	WDB 964 XXX	Arocs 4
Axor	-	-	WDF 950 XXX WDF 953 XXX WDB 950 XXX WDB 952 XXX WDB 953 XXX WDB 954 XXX	Axor 2/3 (Production Date Dependant)
Atego	W1T 967 XXX WDB 967 XXX	Atego NEW	WDB 970 XXX WDB 976 XXX	Atego 2/3 (Production Date Dependant)
Econic	W1T 956 XXX WDB 956 XXX	-	WDB 957 XXX	-
Unimog	W1T 405 XXX	(2010 Onwards)	WDB 405 XXX WDB 437 XXX	(Before 2010)
	W1T 437 XXX			
	WDB 405 XXX			
	WDB 437 XXX			
Zetros	WDB 959 XXX	-	WDB 949 XXX	-

**Note:** VIN's WDB 963 XXX or WDB 964 424 with a production date between 06/2019 and 11/2019 could be an Actros 5 Model.  
Input VIN into Bodybuilder Portal VIN Search Bar in the Engineering and Technology section and click on Technical Data Sheet to check the model.





2. For Actros/Arocs/Axor/Atego make sure the Trucks category is checked. Shown in red. For Econic/Unimog/Zetros make sure the Special Trucks category is checked. Shown in blue.

Dashboard.

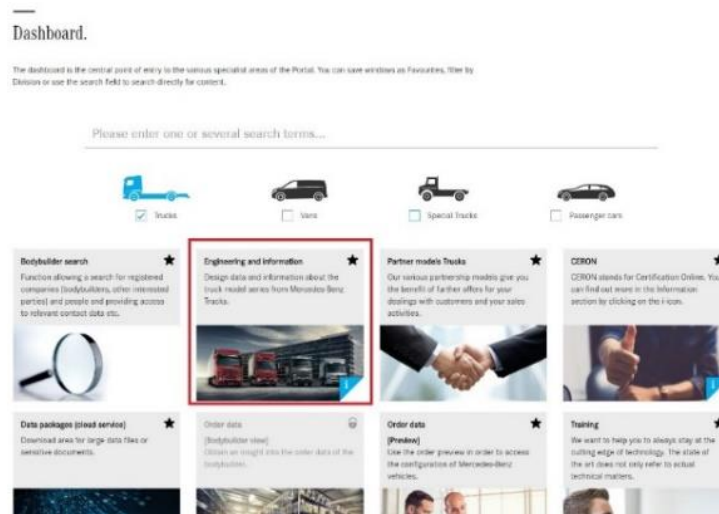
The dashboard is the central point of entry to the various specialist areas of the Portal. You can save windows as Favourites, filter by Division or use the search field to search directly for content.

Please enter one or several search terms...

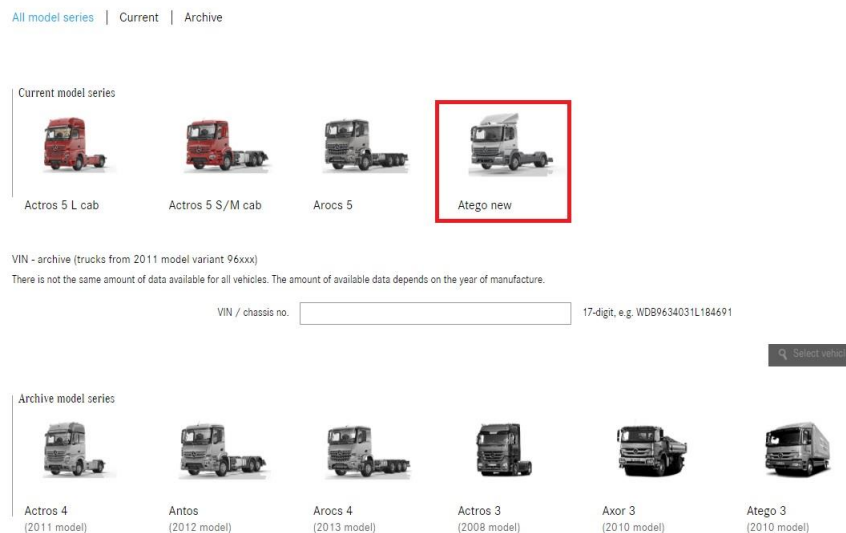


<p><b>Bodybuilder search</b> ★</p> <p>Function allowing a search for registered companies (bodybuilders, other interested parties) and people and providing access to relevant contact data etc.</p> 	<p><b>Engineering and information</b> ★</p> <p>Design data and information about the truck model series from Mercedes-Benz Trucks.</p> 	<p><b>Partner models Trucks</b> ★</p> <p>Our various partnership models give you the benefit of further offers for your dealings with customers and your sales activities.</p> 	<p><b>CERON</b> ★</p> <p>CERON stands for Certification Online. You can find out more in the information section by clicking on the icon.</p> 
<p><b>Data packages (cloud service)</b> ★</p> <p>Download ones for large data files or sensitive documents.</p> 	<p><b>Order data</b> (Bodybuilder view) ⚙</p> <p>Obtain an insight into the order data of the bodybuilder.</p> 	<p><b>Order data</b> (Preview) ★</p> <p>Use the order preview in order to access the configuration of Mercedes-Benz vehicles.</p> 	<p><b>Training</b> ★</p> <p>We want to help you to always stay at the cutting edge of technology. The state of the art does not only refer to actual technical matters.</p> 

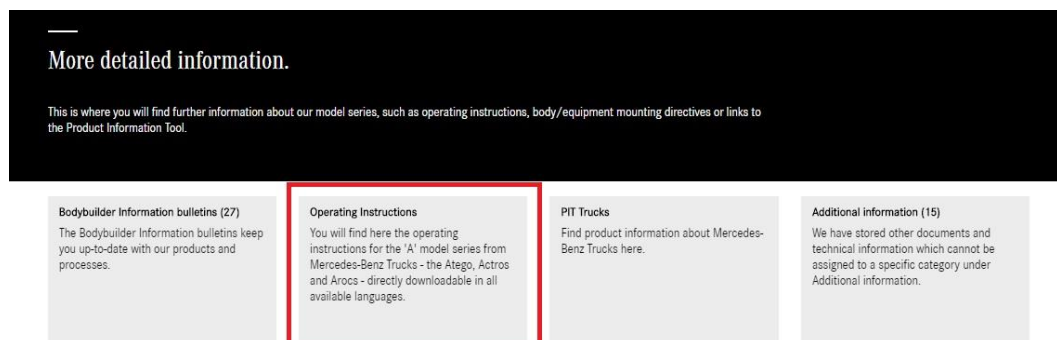
- Click on the **Engineering and Information** category.



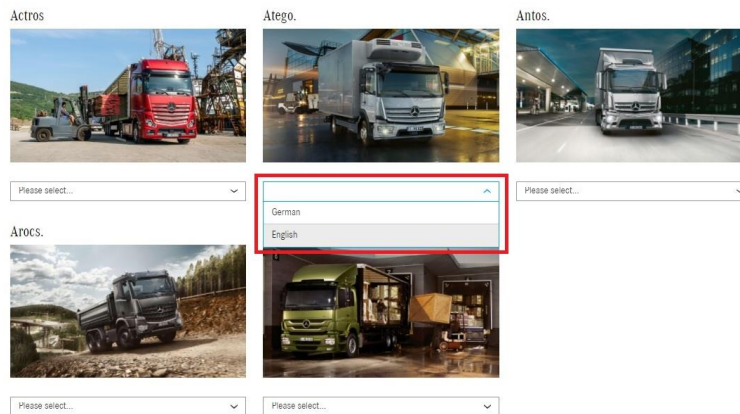
- Click on model matching the VIN (step 2). This example will use an Atego NEW.



- Scroll to the bottom of the page where you will find the **More Detailed Information** section. Click on **Operating Instructions**.



6. Select the desired language underneath the required model.



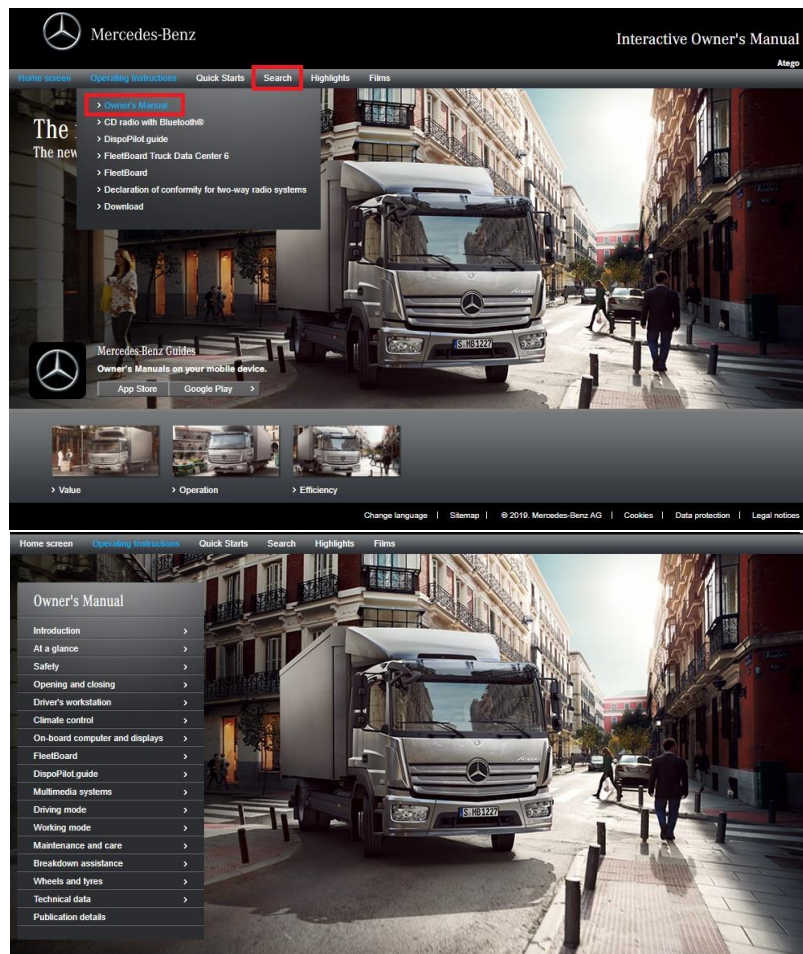
7. The operating instructions can be viewed online or downloaded.

**For Online Instructions, proceed to Step 8**

**For Download Instructions, proceed to Step 9**

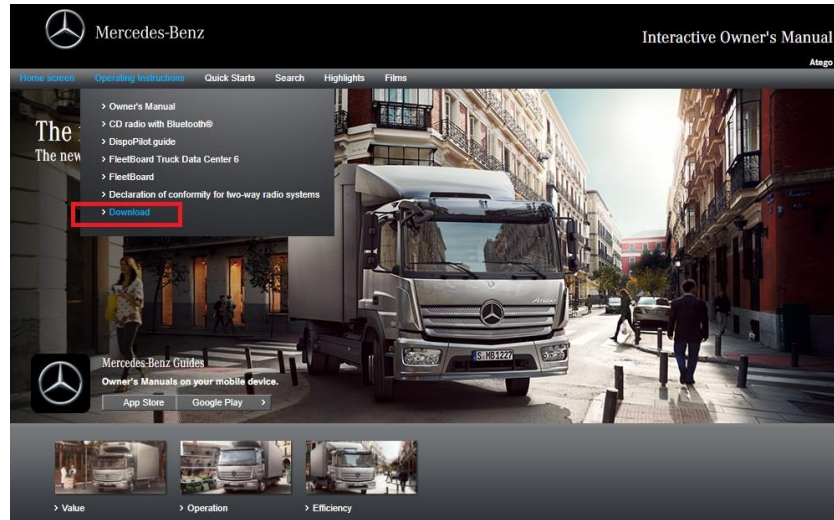
8. Hover over **Operating Instructions** and select **Owner's Manual**,

For specific items, the **Search** function can be used.





9. Hover over operating instructions and select **Download**.



10. Next to Owner's Manual, click **Download**.

